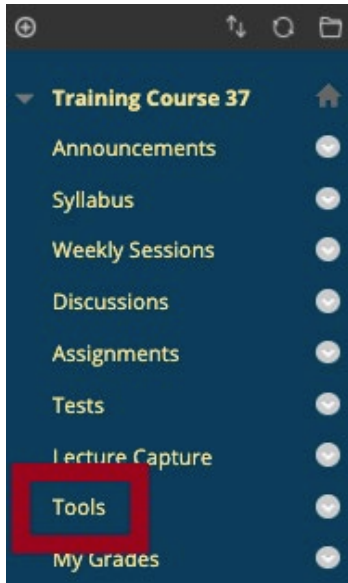


TurningPoint: Turning Account Setup for Instructors

To use TurningPoint, you must first create a Turning Account and register it through a Blackboard course.

1. Open your Blackboard course and click **Tools** on the course menu.



2. On the *Tools* page, click on **Turning Account Registration**.

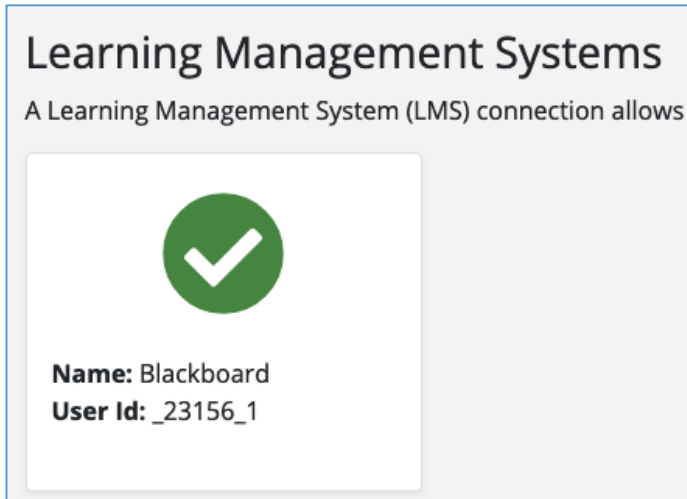



3. Enter all required fields on the registration form, click **Continue**, and then follow the prompts to finish setting up your account.

New User Registration

Email lti@gwu.edu	Country Select
Role INSTRUCTOR	Market Higher Education
First Name LTI	Last Name LTI
Password <input type="password"/>	Password must contain: <ul style="list-style-type: none">✗ Upper and lower case letters✗ 1 or more numbers✗ At least 8 characters✗ Passwords must match
Confirm Password <input type="password"/>	
<input type="checkbox"/> I agree to Turning End User License Agreement	
<input type="button" value="Continue"/>	

- Once you've successfully set up your account, there will be a green checkmark in your profile's **Learning Management System** section.



- Click the downloads icon  near the top right of the page to download the TurningPoint software.

