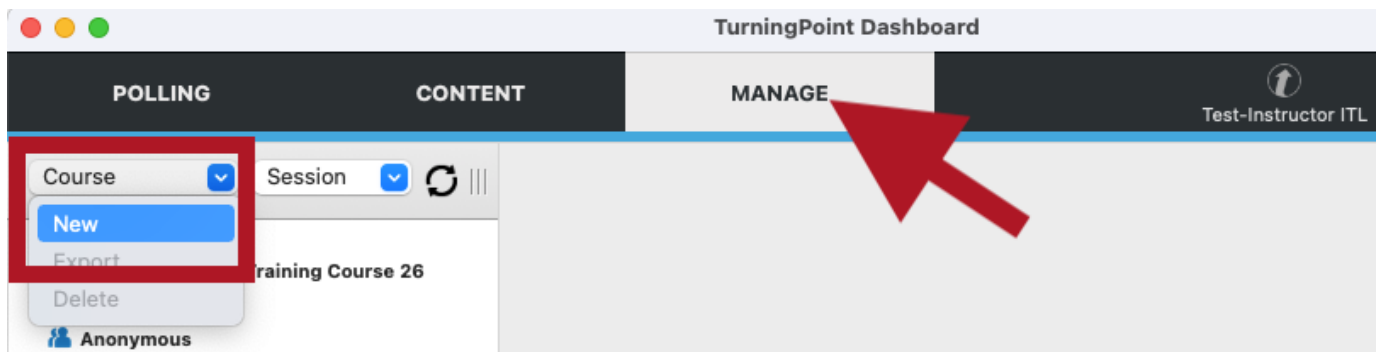


## TurningPoint: Import a Student Roster from Blackboard

Import student rosters from Blackboard into TurningPoint to track student results during your sessions and [export the assessment data](#) to your Blackboard Grade Center.

1. Open the TurningPoint program and log in with your TurningPoint Account.
2. Click **Manage**, select **Course** in the left panel, and choose **New** from the dropdown menu.



3. Select **Download from LMS Sync Integration** and click **Create Course**.

Download from LMS Sync Integration

Download from LMS Building Block Integration

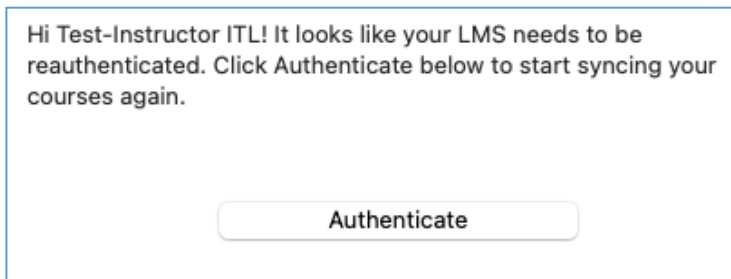
Create Manually  
(Includes .csv, .txt, and .tptx imports)

Name:

Import from File

Import from TurningPoint list

- If prompted, click **Authenticate** and **Log in** to your Blackboard account.



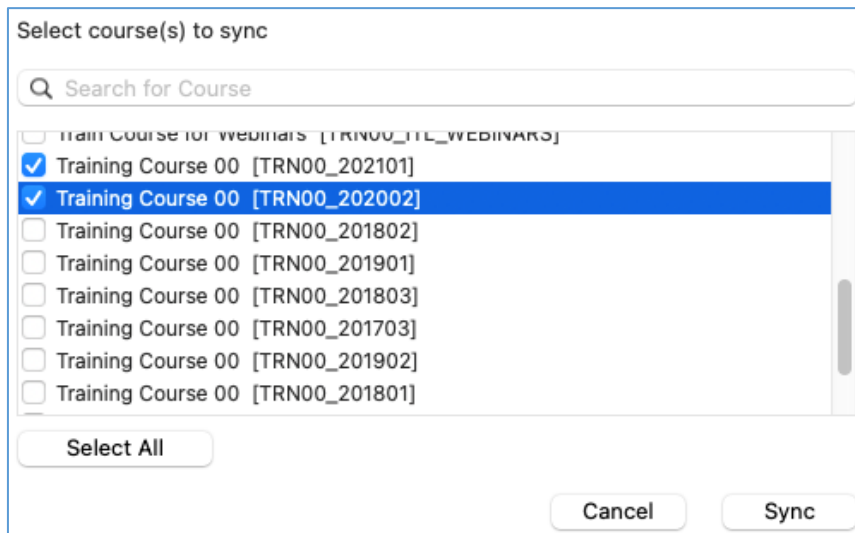
### Blackboard

**Username**

**Password**

Login

- Select each **course** from which you want to import students and then click **Sync**.



- Your Blackboard course roster(s) is now synced. Select a course in the left panel to view and update the student roster.

