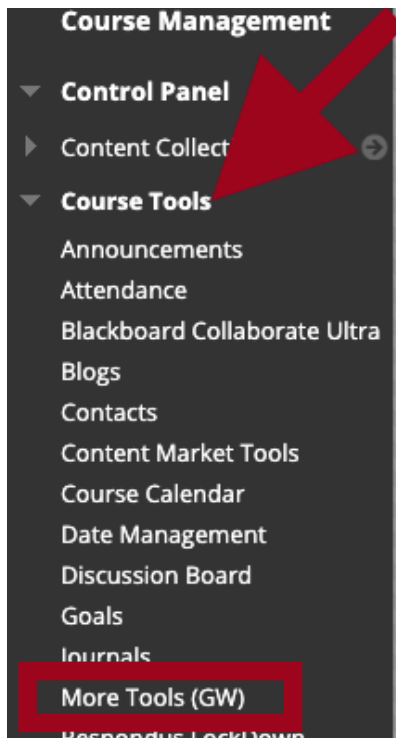


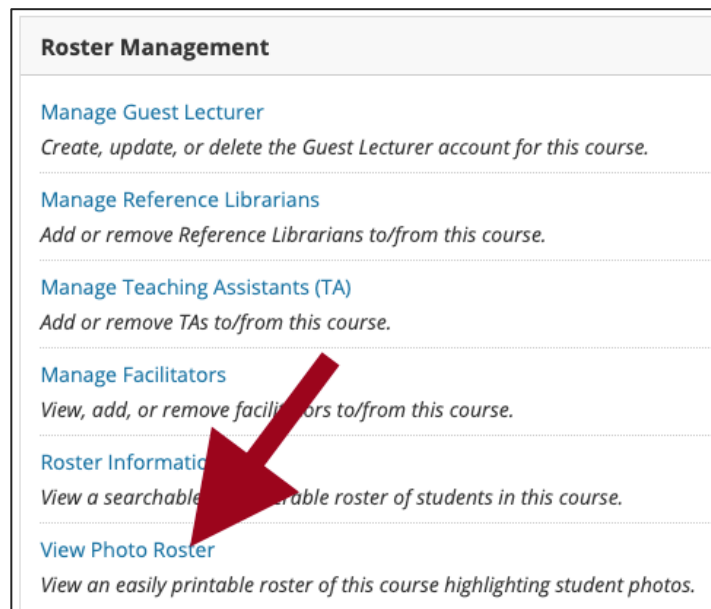
## Blackboard: View and Print a Photo Roster

View and easily print a roster highlighting your student's photos. The photo roster tool is only available to instructors of the course. Students cannot access or view the Photo Roster.

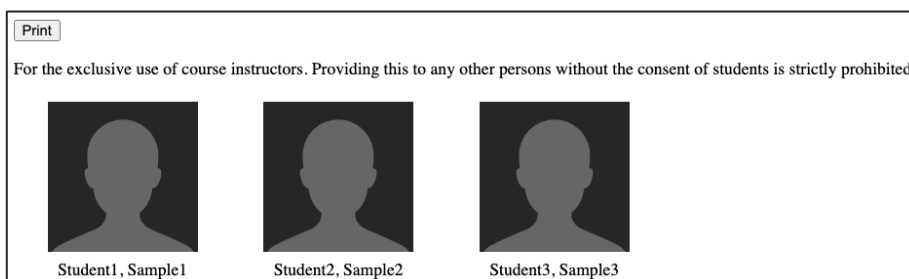
1. Open the Blackboard course for which you want to view the roster.
2. Go to the **Control Panel**, select **Course Tools**, and click **More Tools (GW)**.



3. On the *More Tools* page, click **View Photo Roster**.



4. On the next page, you can view and print a photo roster of students currently enrolled in your course. The Photo Roster tool uses student's GWorld photos. So, if a student does not have a GWorld photo, a generic silhouette image appears.



**Note:** Student photos are considered confidential records and should not be shared without permission.