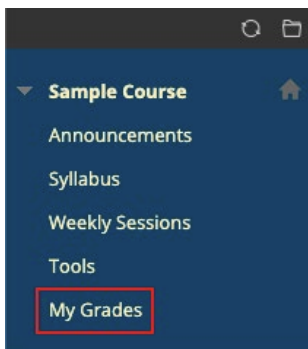


View Blackboard Assignment Grades and Feedback

You can view your Assignment grades and feedback from your My Grades page. Assignments aren't graded automatically. Your instructor must grade each assignment.

View Assignment Grades

1. Open your Blackboard course and click **My Grades** on the course menu.



Note: If there is no My Grades link on the course menu, you can also access My Grades in the **Tools** area on the course menu.

2. On the My Grades page, you can view all your graded coursework. If a submission isn't graded, the Needs Grading icon appears.

My Grades

All Graded Upcoming Submitted
Order by: Course Order




ITEM	LAST ACTIVITY	GRADE
Total View Description Grading Criteria		83.50%
Assignment 1 A DUE: AUG 26, 2019 Assignment View Rubric B	Sep 5, 2019 2:57 PM GRADED	C 83.50%
Group Assignment DUE: SEP 5, 2019 Assignment	Sep 5, 2019 2:56 PM SUBMITTED	-

- A Select the assignment's name to view in-line feedback and comments from your instructor.
- B If a rubric was used to grade your work, select *View Rubric* to see your scores and feedback.
- C Select the *View Feedback* icon to view your instructor's overall feedback in a pop-up box.

View In-line Comments and Feedback

On the Review Submission History page, you can view your grade, rubric scores, and overall feedback for the Assignment as well as any in-line comments your instructor may have included.

Review Submission History: Assignment 1

- A** Click on a **comment** icon  to view your instructor's comments. You can also select highlighted text to see if your instructor provided a comment.
- B** If a rubric was used to grade your work, select the **View Rubric** icon  to view details.
- C** Click the options menu icon  next to your submission to download your **Original File** or an **Annotated PDF** with your instructor's comments.